

PEPQI™

PsychEval Personality Questionnaire Interpretation

Carl A Sample

October 11, 2011

CONFIDENTIAL

Introduction

This confidential report is designed for use by appropriately qualified individuals. The presentation of information is compact and the language of the report is technical. The report is not intended to be used directly for client feedback, but only for professional review.


This report is based on responses to the PsychEval Personality Questionnaire, which consists of both normal personality scales and pathology-oriented scales. The report's narrative interprets the normal personality scales in light of issues relevant for counselors and clinicians. However, normal personality scales should not be used to diagnose psychopathology.

Furthermore, in keeping with best practice, the pathology-oriented sections of this report should not be used as the sole basis for diagnosing psychopathology or making therapeutic recommendations. This report is intended to be used in conjunction with professional judgment; it is not designed to be shared with the test taker. The statements it contains should be viewed as hypotheses to be validated against other sources of data. All information in this report should be treated confidentially and responsibly.


Profile Summary

Response Style Indices	Raw Score	Percentiles	
Impression Management	7	19%	within expected range
Infrequency	1	55%	within expected range
Acquiescence	52	28%	within expected range

Normal Personality Scales



Pathology-Oriented Scales



Composite Scales and Indices

Global Factors	Sten Scores	Pathology-Oriented Indices	Elevations
Anxiety	8.8 (rather high)	QuickEval	1 of 1*
Extraversion	3.8 (low-average)	Depressive Characteristics	6 of 6*
Tough-Mindedness	7.5 (rather high)	Distorted Thought Patterns	2 of 3*
Independence	6.6 (high-average)	Risk-Taking	0 of 2
Self-Control	5.8 (average)		

* Meets or exceeds the 90th percentile.

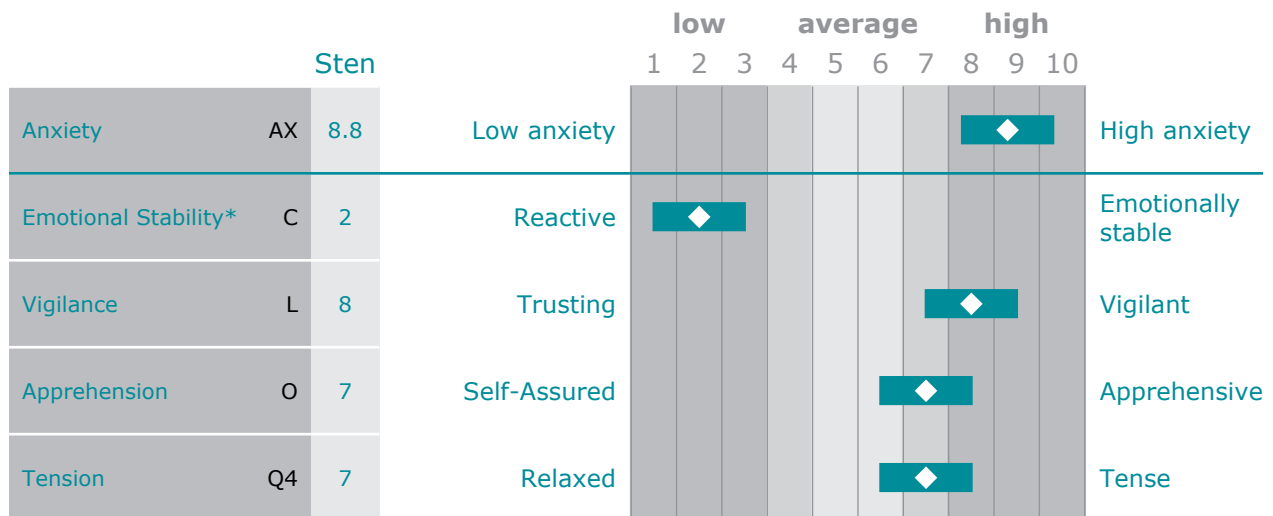
Normal Personality Interpretation

Response Style Indices

Mr. Sample's score on the Impression Management scale is within the average range. Thus, his responses don't appear to either greatly exaggerate or deny socially desirable attributes. The Infrequency Index was within expected limits, suggesting that Mr. Sample read and understood the items. All response style indices are within the normal range.

For each profile below, several of the 16 primary scales combine to determine each global factor score. Sometimes a low score on a primary scale contributes to an elevated score on a global factor, and vice versa. Occasionally, a person's primary scale score does not fall in the expected direction based on the overall global factor score. These unusual factor combinations or conflicting scores can be revealing; it may be useful to explore the ways in which the test-taker's behavior reflects such combinations. The interpretive statements that follow are based on the overall global factor score. When extreme scores on the primary factors exist, these scores are identified by bulleted interpretive statements under the global interpretations.

Anxiety

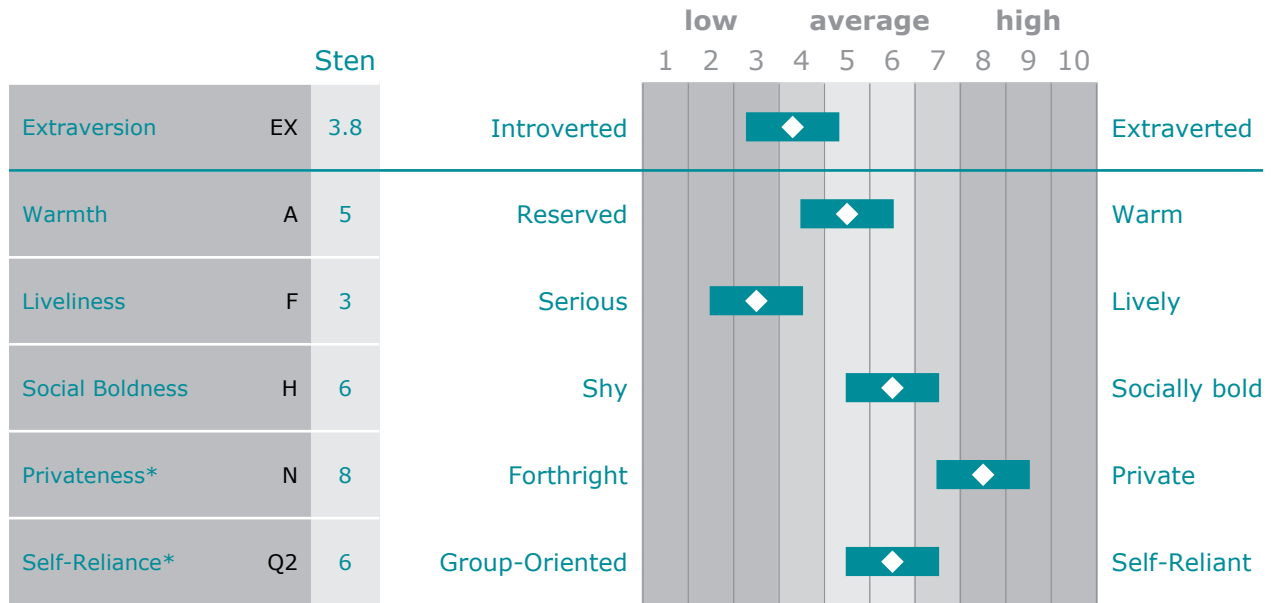


At the present time, Mr. Sample presents himself as more anxious than most people. This could either reflect a normal reaction to current circumstances or a characteristic style of being worried, reactive, or uneasy. It may be an appropriate topic for exploration and discussion.

- Mr. Sample may not feel comfortable about his ability to meet challenges. Frustrations and problems may lead to discouragement and some emotional upset.
- He may find it difficult to trust other people until he knows them well. He tends to be alert for ulterior motives.
- Like many adults, this person may sometimes worry or doubt himself when he feels personally threatened. He may be sensitive to criticism.
- At times Mr. Sample can be impatient with others, especially in frustrating situations.

* Denotes primary factors that contribute in a reverse direction to a global scale.

Extraversion

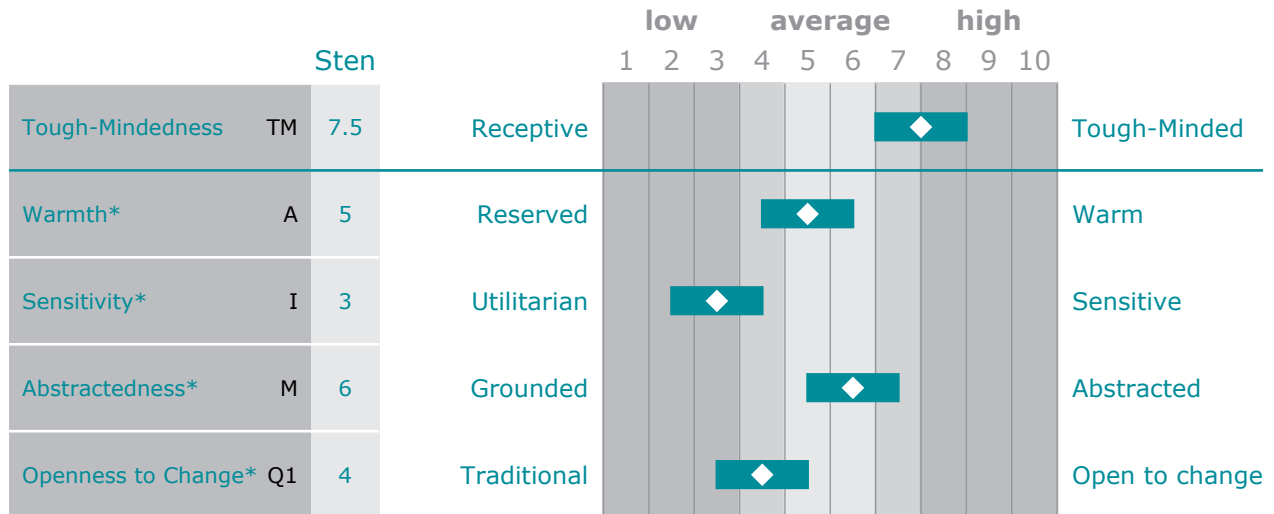


Extraversion is low-average. Mr. Sample may be oriented toward the inner world of thoughts and ideas. He may show a preference for activities involving less interaction with other people.

- His social interactions are often subdued or staid. He tends to take life seriously.
- Mr. Sample keeps personal matters to himself. Because he is a private individual, it may be hard for others to get to know him well.

* Denotes primary factors that contribute in a reverse direction to a global scale.

Tough-Mindedness

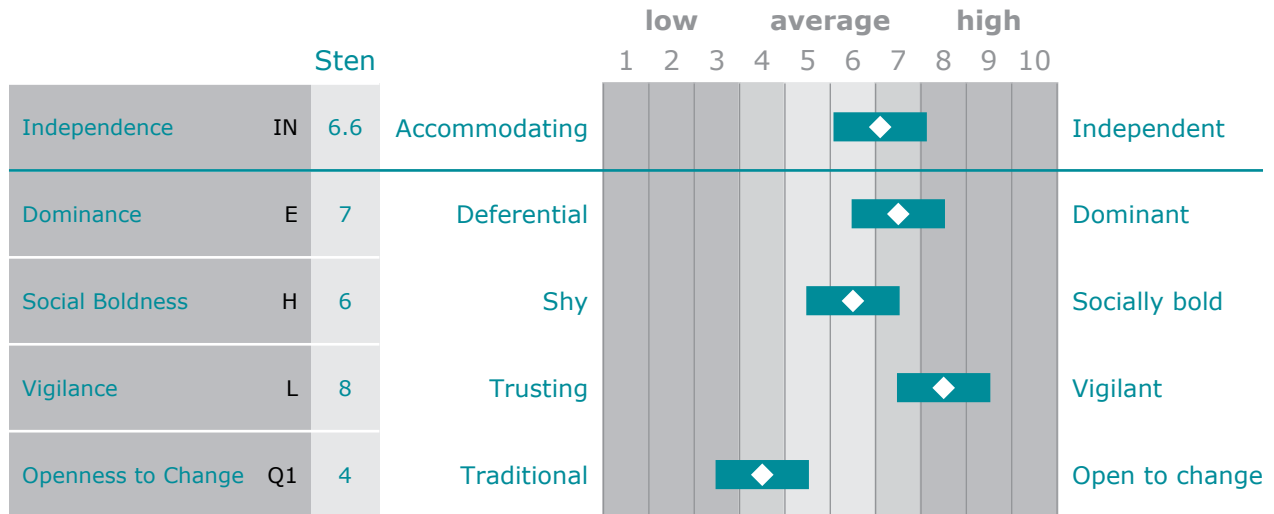


Tough-Mindedness is high. Mr. Sample shows a strong tendency to respond at a dry, cognitive level. Tasks and problems are approached with emphasis on objectivity and getting things done; emotional considerations may be overlooked. He may exhibit a strong tendency to adhere to his current way of thinking.

- Mr. Sample attends to the function and purpose of matters rather than to appearance or emotional content. Decisions may be based on objective and unsentimental considerations.
- He often sticks to traditional ideas and methods; however, he tries to remain open to some ideas of change.

* Denotes primary factors that contribute in a reverse direction to a global scale.

Independence

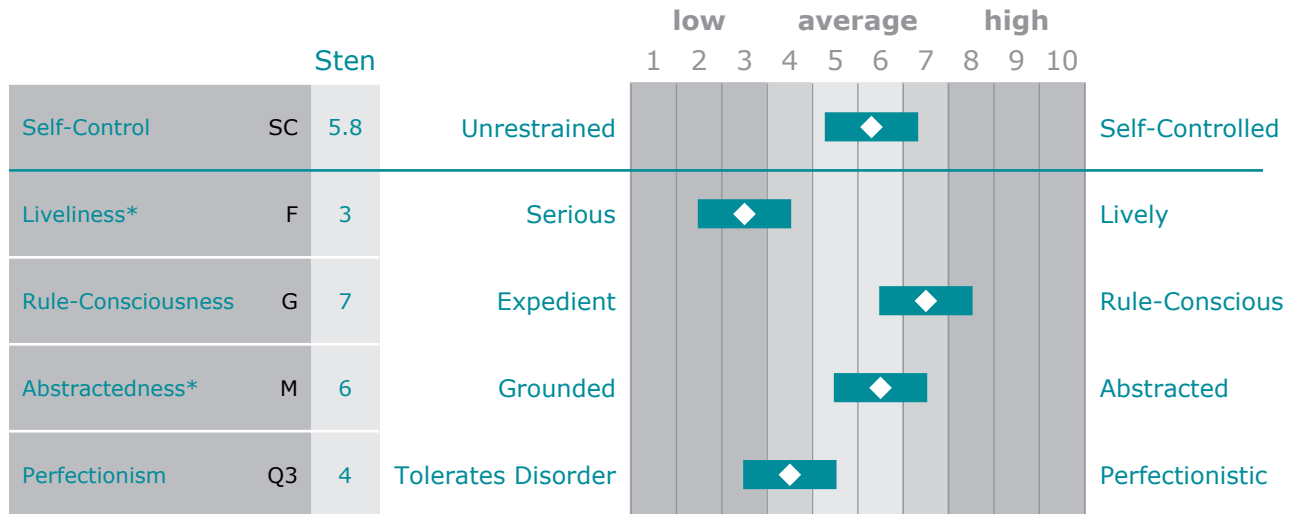


Independence is high-average. Generally, Mr. Sample prefers to lead an independent and self-directed life. Although he can sometimes be accommodating to others' wishes, he may often assert control or be persuasive.

- This person may tend to lead or be aggressive in interpersonal relationships.
- This is a skeptical individual who is alert to other people's intentions and actions.
- This person shows some tendency to prefer traditional methods and viewpoints.

* Denotes primary factors that contribute in a reverse direction to a global scale.

Self-Control



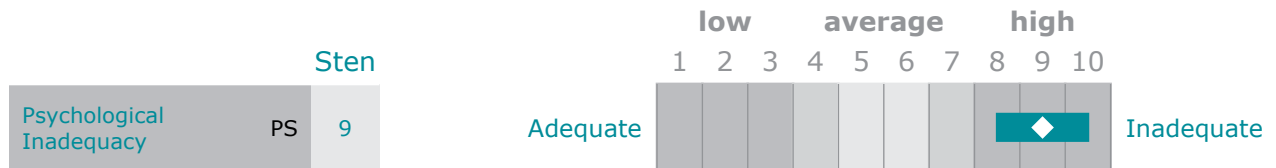
Self-Control is average. At times, Mr. Sample may show the self-discipline and conscientiousness needed to meet his responsibilities. At other times, he may be less restrained, following his own wishes.

- His social demeanor is typically cautious and restrained. He tends to act after deliberation.
- Respect for conventional rules and socially acceptable conduct is generally high.
- This individual seems to balance casualness and a tolerance for disorder with the need for organization and structure. He may function best in an unexacting, flexible setting rather than in a rigid system.

* Denotes primary factors that contribute in a reverse direction to a global scale.

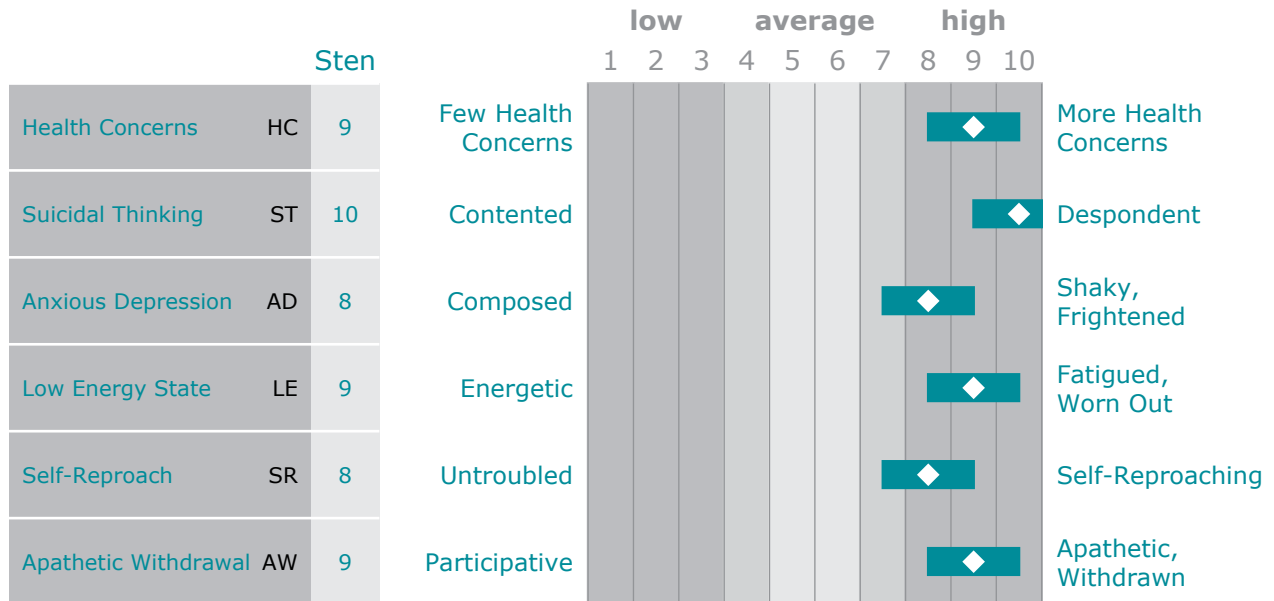
Pathology-Oriented Indices Interpretation

QuickEval Index



QuickEval Index: Mr. Sample reports feeling worthless, helpless, and unable to muster the resources to cope effectively with many situations that confront him. He may distort reality in the direction of a low sense of self-worth; he reports having very little overall sense of self-adequacy.

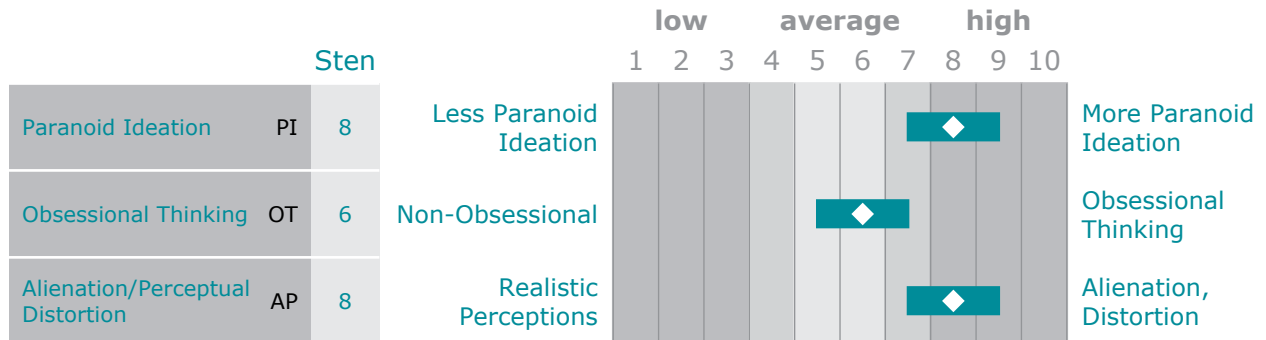
Depressive Characteristics Index



Depressive Characteristics Index: Mr. Sample obtained 6 of 6 elevated scores on this index. This number of elevated scores occurs only in the upper 10% of the normative population, suggesting that it may be important to evaluate the extent to which significant depressive features are present for Mr. Sample.

- He reports a number of nonspecific somatic complaints. This may reflect a preoccupation with bodily dysfunctions, or the presence of some health issues.
- Mr. Sample reports strong feelings that his life is empty and meaningless. He may have few hopes for the future and he may harbor thoughts of self-destruction.
- Mr. Sample reports feeling anxious and frightened. He may have disturbing dreams and may also experience considerable difficulty coping with sudden demands.
- He is not very energetic and is rarely likely to wake up full of energy. Mr. Sample's experience often involves feelings of weariness, exhaustion, or emptiness. It may be the case that he has difficulty generating the energy to cope with day-to-day demands.
- Especially in light of his reports of a number of somatic complaints, Mr. Sample may be suffering from an as-yet-undiagnosed physical illness that is medically treatable. It may be worthwhile to explore whether there might be some physical cause of the low energy. Referral for a complete medical evaluation should be considered.
- Mr. Sample is very self-critical. He tends to blame himself for everything that goes wrong. He experiences guilt feelings; this guilt may well be coupled with feelings of resentment and hostility.
- Mr. Sample reports feeling alienated and withdrawn from others and may be avoiding interpersonal contact currently. His tendency to withdraw may be accompanied by a general feeling that relationships are too pointless to care about at all.

Distorted Thought Patterns Index



Distorted Thought Patterns Index: Mr. Sample obtained 2 of 3 elevated scores on this index. This number of elevated scores occurs only in the upper 10% of the normative population, suggesting that it may be important to evaluate the extent to which Mr. Sample may be experiencing significant symptomology related to the content area of these scales.

- Mr. Sample reports feelings of persecution and personal danger. He is likely to believe that others are mistreating him and/or trying to control him.
- Mr. Sample's responses indicate the possibility for some degree of disorientation. He may also experience sudden urges to act in ways that others might consider inappropriate or bizarre.

Risk-Taking Index



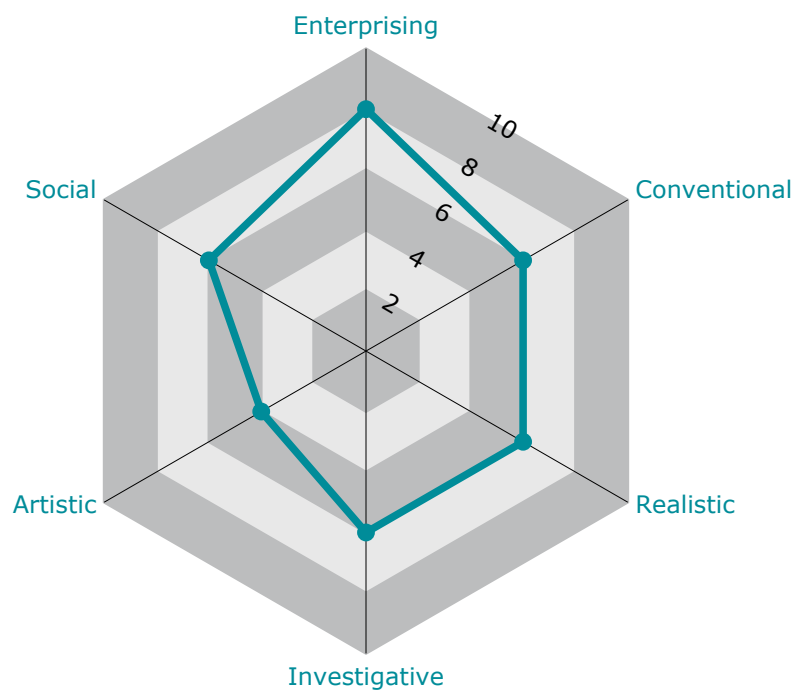
Risk-Taking Index: Mr. Sample did not obtain an elevated score on the scales related to the Risk-Taking Index.

Occupational Interests

Different occupational interests have been found to be associated with personality qualities. The following section compares Mr. Sample's personality to these known associations. The information below indicates the degree of similarity between Mr. Sample's personality characteristics and each of the six Holland Occupational Types.* Those occupational areas for which Mr. Sample's personality profile shows the highest degree of similarity are described in greater detail. Descriptions are based on item content of the Self-Directed Search as well as the personality predictions of the Holland types as measured by the 16PF.

Remember that this information is intended to expand Mr. Sample's range of career options rather than to narrow it. All comparisons should be considered with respect to other relevant information about Mr. Sample, particularly his interests, abilities, and other personal resources.

Holland Themes



* Holland, J. L. (1985). *The Self-Directed Search: Professional Manual*. Odessa, FL: Psychological Assessment Resources, Inc.

Enterprising = 8

Mr. Sample shows personality characteristics similar to Enterprising persons, who enjoy interacting with others in an assertive role. Social interactions are warm and animated; Enterprising persons may enjoy being the focus of attention. Such persons are socially bold and may try to persuade others or assume a position of leadership. It might be worthwhile to explore whether Mr. Sample's interests and experiences are very business-oriented, and whether he possesses good sales and/or managerial skills.

Occupational Fields:

- Business
- Sales
- Political Activity
- Management
- Law

Realistic = 6

Mr. Sample shows personality characteristics similar to Realistic persons. Persons who score high on this theme indicate a preference for physical activity and for working with tools and machinery. They tend to be reserved and somewhat aloof with others, and may not like extensive social interaction. Activities that can be pursued independently may be more to their liking. Realistic persons show interest in the function and purpose of objects. They are also self-assured and tend not to worry about what others think. Many Realistic persons indicate a proclivity for activities such as repairing electronic, mechanical, or automotive products, or a willingness to take coursework in those areas. It may be worthwhile to explore whether Mr. Sample's interests include activities involving physical exertion, knowledge of mechanical principles, or manual dexterity.

Occupational Fields:

- Machine Trades
- Skilled Trades
- Protective Service
- Outdoor Occupations
- Construction Work

Degree of compatibility between top two themes:

The first two themes are somewhat compatible, and jobs that involve both areas should be available.

Normal Personality Item Summary

This page of 16PF scores is intended for qualified professionals only. Data on this page should be treated with utmost confidentiality.

		27	a	55	a	83	b	111	a	139	c	167	b
		28	a	56	a	84	c	112	c	140	a	168	a
1	a	29	b	57	a	85	a	113	a	141	a	169	c
2	c	30	a	58	a	86	b	114	a	142	c	170	a
3	b	31	a	59	b	87	a	115	a	143	b		
4	a	32	a	60	c	88	a	116	a	144	a	171	a
5	a	33	a	61	c	89	a	117	c	145	c	172	c
6	c	34	c	62	a	90	c	118	a	146	c	173	c
7	a	35	a	63	a	91	c	119	c	147	a	174	b
8	a	36	a	64	b	92	a	120	c	148	a	175	b
9	c	37	a	65	a	93	b	121	c	149	a	176	a
10	c	38	c	66	a	94	c	122	a	150	c	177	b
11	a	39	a	67	a	95	a	123	b	151	a	178	c
12	a	40	a	68	c	96	b	124	b	152	a	179	c
13	a	41	b	69	a	97	c	125	a	153	b	180	b
14	a	42	c	70	a	98	c	126	a	154	c	181	b
15	c	43	a	71	c	99	a	127	c	155	a	182	c
16	a	44	a	72	a	100	c	128	c	156	a	183	b
17	c	45	b	73	a	101	a	129	c	157	c	184	c
18	c	46	a	74	c	102	c	130	a	158	a	185	b
19	c	47	b	75	a	103	b	131	c	159	b		
20	a	48	c	76	a	104	a	132	b	160	c		
21	c	49	a	77	a	105	c	133	c	161	c		
22	c	50	a	78	c	106	b	134	a	162	c		
23	a	51	a	79	a	107	c	135	c	163	a		
24	a	52	c	80	a	108	c	136	c	164	c		
25	a	53	a	81	a	109	c	137	b	165	a		
26	a	54	c	82	c	110	b	138	a	166	c		

Summary Statistics:

of a-responses = 88 out of 170 (52%) # of c-responses = 60 out of 170 (35%)
of b-responses = 22 out of 170 (13%) # of missing responses = 0 out of 185 (0%)

Factors	A	B	C	E	F	G	H	I	L	M	N	O	Q1	Q2	Q3	Q4	IM	IN	AC
Raw Scores	14	9	3	18	5	19	13	5	17	10	18	16	12	8	8	17	7	1	52
Missing Items	0	0	0	0	0	0	0	0	0	0	0	0	0	0	0	0	0	0	0

This report was processed using PEPQ, Part I combined-sex norms. RGV: 5.4

Pathology-Oriented Item Summary

This page of PEPQ scores is intended for qualified professionals only. Data on this page should be treated with utmost confidentiality.

1	c	21	b	41	a	61	c	81	c	101	c	121	b
2	b	22	b	42	a	62	c	82	c	102	c	122	c
3	b	23	c	43	b	63	b	83	b	103	b	123	a
4	a	24	b	44	a	64	c	84	c	104	c	124	b
5	b	25	b	45	c	65	c	85	b	105	a	125	b
6	b	26	a	46	b	66	b	86	b	106	b	126	b
7	c	27	c	47	a	67	c	87	a	107	c	127	b
8	b	28	b	48	a	68	c	88	c	108	b	128	b
9	c	29	a	49	b	69	a	89	c	109	a	129	a
10	b	30	c	50	b	70	b	90	c	110	c	130	a
11	a	31	c	51	b	71	b	91	b	111	c	131	b
12	b	32	c	52	c	72	c	92	b	112	a	132	a
13	a	33	c	53	a	73	b	93	b	113	c	133	a
14	b	34	b	54	b	74	c	94	c	114	c	134	c
15	b	35	c	55	c	75	b	95	c	115	c	135	c
16	b	36	b	56	b	76	c	96	a	116	a	136	b
17	a	37	b	57	b	77	c	97	a	117	a	137	c
18	a	38	b	58	b	78	b	98	a	118	b	138	a
19	b	39	b	59	b	79	b	99	b	119	a	139	c
20	b	40	b	60	b	80	c	100	b	120	c	140	b

Summary Statistics:

of a-responses = 30 out of 140 (21%) # of c-responses = 47 out of 140 (34%)
 # of b-responses = 63 out of 140 (45%) # of missing responses = 0 out of 140 (0%)

Factors	PS	HC	ST	AD	LE	SR	AW	PI	OT	AP	TS	TI
Raw Scores	15	13	14	10	17	12	14	9	4	12	3	11
Missing Items	0	0	0	0	0	0	0	0	0	0	0	0

This report was processed using PEPQ, Part II combined-sex norms. RGV: 5.4

For the US and rest of the world, contact:



IPAT Inc.
PO Box 1188
Champaign, IL 61824-1188
USA

t 217 352 4739
t 800 225 4728
f 217 352 9674
custserv@ipat.com
www.ipat.com

For Europe, contact:



OPP Ltd.
Elsfield Hall
15-17 Elsfield Way
Oxford OX2 8EP
UK

t +44 (0)845 603 9958 (client services UK)
f +44 (0)1865 511 222
enquiry@opp.eu.com
www.opp.eu.com

© Copyright 2002, 2011 Institute for Personality and Ability Testing, Inc. (IPAT), USA. All rights reserved.

Other than for the purpose of using IPAT's electronic assessment service, no portion of this publication may be translated or reproduced in whole or in part, stored in a retrieval system, or transmitted in any form or by any means (electronic, mechanical, photocopying, recording or otherwise) without the prior written permission of the copyright owner. This publication may not be resold, rented, lent, leased, exchanged, given or otherwise disposed of to third parties. Neither the purchaser nor any individual test user employed by or otherwise contracted to the purchaser may act as agent, distribution channel or supplier for this publication.

™ PEPQI is a registered trademark of IPAT in the USA, the European Community and other countries. IPAT is a wholly-owned subsidiary of OPP Ltd.

® OPP is a registered trademark of OPP Ltd in the European Community.